

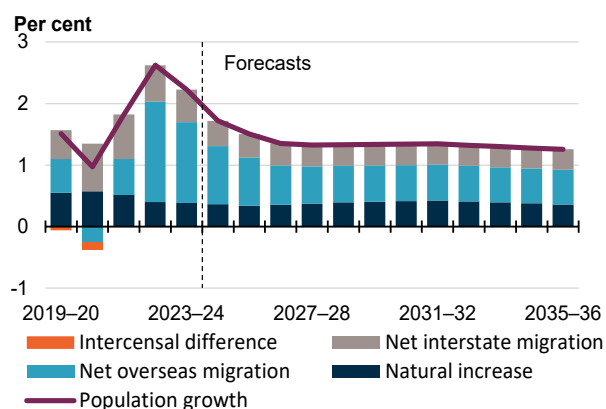


## Queensland has the highest level of net internal migration of any state<sup>1</sup>

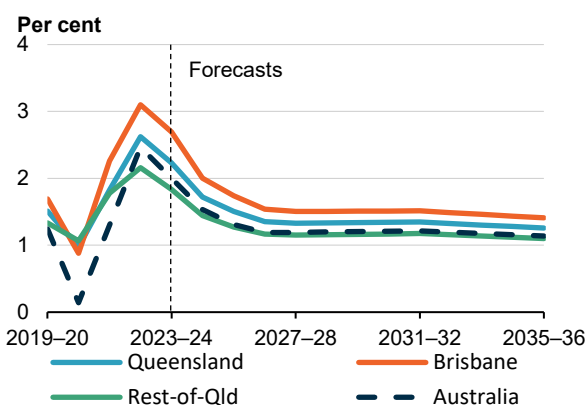
- Queensland's population is projected to grow by a million people over the next decade, making it the third fastest growing state or territory with 1.3 per cent population growth annually.
- Unlike most states and territories, Queensland's population is split evenly between its capital city and the rest-of-the-state.
- While overseas migration drives most of the state's growth, internal migration also makes a significant contribution, especially to the rest-of-Queensland. Queensland's large net internal migration inflow originates mostly from NSW and Victoria.
- Brisbane's median age is expected to overtake Sydney and Melbourne by 2035–36. Faster ageing will be driven by interstate retirees migrating to these areas for the warmer climate and lifestyle change.

Chart 1: Queensland population growth

Components of growth in Queensland

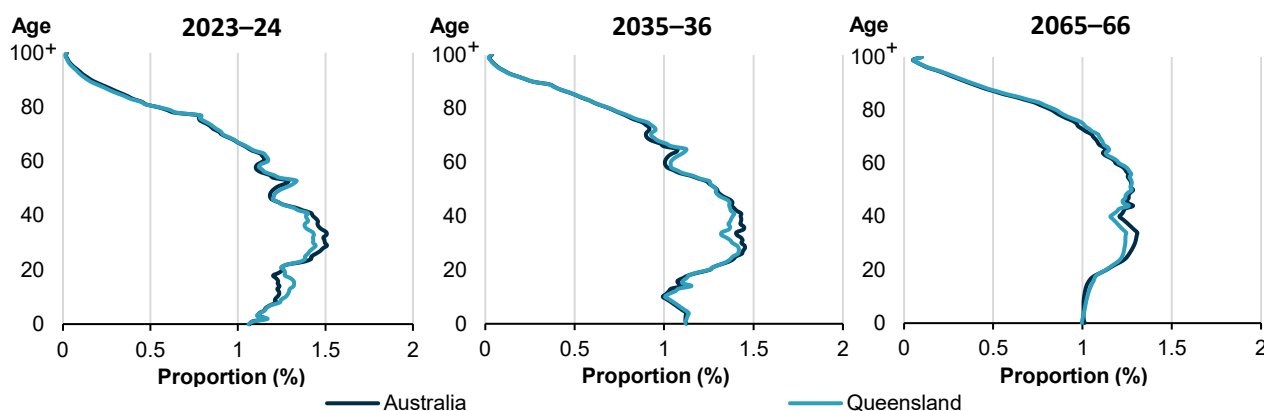


Population growth in Queensland and Australia



Source: ABS, *National, state and territory population, March 2025*; and Centre for Population.

Chart 2: Comparing the proportional age structures of Queensland and Australia



Source: ABS, *National, state and territory population, March 2025*; and Centre for Population analysis of ABS customised consultancy data.

<sup>1</sup> All insights refer to over the projection period (2024–25 to 2065–66) unless otherwise specified. The main data source for these projections is the Australian Bureau of Statistics (ABS), *National, state and territory population, March 2025*, released in September 2025. After the projections in this statement were prepared, the ABS released the *National, state and territory population, June 2025*.

Table 1: Population projections and key statistics, Queensland

Population projections	2023–24 <sup>2</sup>	2024–25	2025–26	2026–27	2027–28	2035–36	2065–66 <sup>3</sup>
<b>Population ('000)</b>							
Queensland	5,572	5,667	5,753	5,831	5,908	6,558	8,810
Greater Brisbane	2,780	2,830	2,879	2,923	2,967	3,337	4,642
Rest-of-Queensland	2,804	2,838	2,874	2,908	2,941	3,221	4,168
<b>Population growth (per cent)</b>							
Queensland	2.2	1.7	1.5	1.4	1.3	1.3	0.8
Greater Brisbane	2.7	2.0	1.7	1.5	1.5	1.4	0.9
Rest-of-Queensland	1.8	1.4	1.3	1.2	1.1	1.1	0.8
<b>Natural increase ('000)</b>							
Queensland	21.0	20.3	19.2	20.5	21.7	23.4	9.9
Greater Brisbane	13.1	14.1	13.6	14.4	15.2	16.9	11.9
Rest-of-Queensland	7.9	6.3	5.5	6.1	6.6	6.5	-1.9
<b>Net overseas migration ('000)</b>							
Queensland	71.5	52.6	44.7	36.7	35.5	36.6	36.6
Greater Brisbane	44.3	31.5	26.4	21.4	20.7	21.4	21.4
Rest-of-Queensland	28.2	21.1	18.3	15.3	14.7	15.2	15.2
<b>Net internal migration ('000)</b>							
Queensland	29.0	22.9	21.4	20.6	20.1	21.5	27.0
Greater Brisbane	15.6	9.9	9.1	8.5	8.0	8.1	9.2
Rest-of-Queensland	14.3	13.0	12.3	12.1	12.1	13.4	17.8
<b>Total fertility rate (children per woman)<sup>4</sup></b>							
Queensland	1.53	1.45	1.42	1.46	1.50	1.66	1.66
Greater Brisbane	1.46	1.40	1.37	1.41	1.45	1.60	1.60
Rest-of-Queensland	1.61	1.51	1.48	1.52	1.57	1.74	1.74
<b>Median age (years)</b>							
Queensland	38.5	38.6	38.8	39.0	39.2	40.6	44.3
Greater Brisbane	36.4	36.6	36.8	37.0	37.2	38.6	42.1
Rest-of-Queensland	40.8	41.0	41.2	41.4	41.6	42.9	46.9
<b>Old-age dependency ratio (%)</b>							
Queensland	26.5	26.9	27.5	28.1	28.7	32.0	40.5
Greater Brisbane	21.9	22.2	22.6	23.0	23.5	26.3	35.1
Rest-of-Queensland	31.3	32.0	32.7	33.5	34.3	38.4	47.0

Source: ABS, *National, state and territory population, March 2025*; ABS, *Regional population, 2023–24*; and Centre for Population.

2 The Greater Capital City Statistical Area (GCCSA) population statistics are from ABS, *Regional population, 2023–24*, released on 27 March 2025. These estimates do not sum to the state and territory estimates largely due to the implementation of the net interstate migration review, released by the ABS on 19 June 2025. Corresponding sub-state revisions will be included in the next scheduled release of *Regional population, 2024–25*, on 31 March 2026.

3 Estimates beyond 2035–36 are experimental.

4 The total fertility rates for greater capital city and rest-of-state areas have been estimated for 2023–24.